Instrument Thread & Weld Fittings

The best partner for value creation
We support the innovations of customer



07

Catalogue No. S-LOK Mar.2024

Features

- All instrument thread fittings are designed in accordance with ASME B31.3 for instrument and process.
- Male thread are protected with cap.
- Burr-free internal and outside surfaces.
- NPT threads are based on requirement of ASME B1.20.1

Material Standards & Temperature Ratings

Material	Bar Stock	Forgings	Temperature
SS316	ASTM A479, ASTM A276	ASTM A182	-325˚F to 1200˚F (-198˚C to 648˚C)
Brass	ASTM B16, ASTM B453	ASTM B283	-325˚F to 400˚F (-198˚C to 204˚C)
Carbon steel	ASTM A108, JIS G4051	JIS G4051	-20˚F to 350˚F (-29˚C to 176˚C)

Pressure Ratings

Size Designator	NPT Size	316 Stainless Steel				Brass				Carbon steel			
		Male		Female		Male		Female		Male		Female	
		psig	bar	psig	bar	psig	bar	psig	bar	psig	bar	psig	bar
1	1/16	11,000	758	6,700	462	5,500	379	3,300	227	11,000	758	6,700	462
2	1/8	10,000	689	6,500	448	5,000	345	3,200	221	10,000	689	6,500	448
4	1/4	8,000	551	6,600	455	4,000	276	3,300	227	8,000	551	6,600	455
6	3/8	7,800	538	5,300	365	3,900	269	2,600	179	7,800	538	5,300	365
8	1/2	7,700	531	4,900	338	3,800	262	2,400	165	7,700	531	4,900	338
12	3/4	7,300	503	4.600	317	3,600	248	2,300	159	7,300	503	4,600	317
16	1	5,300	365	4,400	303	2,600	179	2,200	152	5,300	365	4,400	303
20	1-1/4	6,000	414	5,000	345	3,000	207	2,500	172	6,000	414	5,000	345
24	1-1/2	5,000	345	4,600	317	2,500	172	2,300	159	5,000	344	4,600	317
32	2	3,900	269	3,900	269	1,900	131	1,900	131	3,900	269	3,900	269

- Pressure ratings listed are for temperature up to 37.8C (100 ˚F).
- Based on Pressure Pipe Code ASME B31.3 pressure rating is calculated with an allowable stress value of 20,000psi for SS316, 10,000psi for Bass 20,000psi for Carbon Steel.
- To determine the working pressure in accordance with Power Pipe Code ASME B31.1, multiply psig by 0.94. Brass pressure ratings remain the same.
- Due to larger outer diameter of female threads rating of female are lower than male threads.
- To determine kPa rating, multiply psig by 6.89.
- Reducing Hex Bushing (P-SHB) pressure rating is not covered in this table. See the pressure rating in the dimensional data chart.

Ordering Information

Material	S.Steel 316	S.Steel 316L	Carbon Steel	Brass
Identifier	S6	S6L	CS	BS

- Example : P - SHN - 8N - S6

Pipe fitting — Name of fitting

Material — Pipe thread Size

Pipe Thread Symbol & Designator

Pipe Size	Designator	NPT	Tapered (PT)	Parallel (PF)
			ISO 7/1, JIS B0203	ISO 228/1, JIS B0202
1/8	2	2N	2R	2G
1/4	4	4N	4R	4G
3/8	6	6N	6R	6G
1/2	8	8N	8R	8G
3/4	12	12N	12R	12G
1	16	16N	16R	16G

Close Nipple
(Male NPT both ends)
P-SCN  *236*

Hex Nipple
(Male NPT both ends)
P-SHN  *236*

Hex Reducing Nipple
(Male NPT to reduced male NPT)
P-SHRN  *236*

Hex Nipple
(Male NPT to ISO tapered)
P-SHN  *236*

Hex Nipple
(Male NPT to male ISO parallel)
P-SHN  *237*

Hex Long Nipple
(Male NPT both ends)
P-SHLN  *237*

Adapter
(Male NPT to female NPT)
P-MFAA  *237*

Reducing Adapter
(Male NPT to reduced female NPT)
P-MFRA  *237*

Adapter
(Male ISO tapered to female NPT)
P-MFAA  *238*

Adapter
(Male ISO paralled to female NPT)
P-MFAB  *238*

Reducing Hex Bushing
(Male NPT to reduced female NPT)
P-SHB  *238*

Pipe Cap
(Female NPT)
P-SC  *239*

Pipe Plug
(Male NPT)
P-SP  *239*

Hex Coupling
(Female NPT both ends)
P-SHC  *239*

Hex Reducing Coupling
(Female NPT to reduced female NPT)
P-SHRC  *239*

Elbow
(Female NPT both ends)
P-SL  *240*

Street Elbow
(Female to male NPT)
P-SSL  *240*

Reducing Street Elbow
(Female to male NPT)
P-SRSL  *240*

Male Elbow
(Male NPT both ends)
P-SML  *240*

Tee
(Female NPT)
P-ST  *241*

Run Tee
(Female to male to Female NPT)
P-SRT  *241*

Branch Tee
(Female to male to male NPT)
P-SBT  *241*

Male Tee
(Male NPT)
P-SMT  *241*

Cross
(Female NPT)
P-SX  *242*

Union Ball Joint
(Female NPT both ends)
P-SUJ  *242*

ISO Parallel Gasket
SGC  *242*

Fusible Plug
P-SFP  *243*

Snubber Fittings
P-MFAA  *243*

Vent Protector
P-SVP  *244*

Union
(Socket weld Ends)
P-SWFC  *245*

Union Elbow
(Socket weld Ends)
P-SWLA  *245*

Union Tee
(Socket weld Ends)
P-SWTA  *246*

Male Connector
P-SSA  *246*

Female Connector
P-SSB  *246*

Male Elbow
P-SMLSW  *246*

Female Elbow
P-SFLSW  *247*

Pipe Weld to Tube Socket Weld
P-SWRM  *247*

Tube Weld to Tube Socket Weld
P-SWRM  *247*

Close Nipple
(Male NPT both ends)

P-SCN

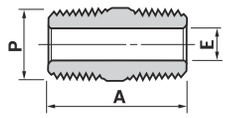



Part Number	P NPT Size	A	E
P-SCN-2N	1/8	19.05	4.8
P-SCN-4N	1/4	28.4	7.1
P-SCN-6N	3/8	28.4	9.6
P-SCN-8N	1/2	31.7	11.9
P-SCN-12N	3/4	31.7	15.7
P-SCN-16N	1	47.8	22.4

Hex Nipple
(Male NPT both ends)

P-SHN

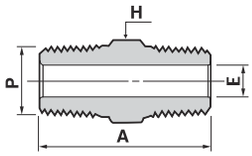



Part Number	P NPT Size	A	E	H Hex
P-SHN-2N	1/8	25.4	4.8	11.1
P-SHN-4N	1/4	35.3	7.1	14.2
P-SHN-6N	3/8	36.1	9.6	17.4
P-SHN-8N	1/2	46.7	11.9	22.2
P-SHN-12N	3/4	46.7	15.7	26.9
P-SHN-16N	1	58.7	22.4	34.9
		10,000psig		
P-SHN-4N-10K	1/4	35.6	5.8	14.2
P-SHN-8N-10K	1/2	46.7	9.9	22.2

Hex Reducing Nipple
(Male NPT to reduced male NPT)

P-SHRN

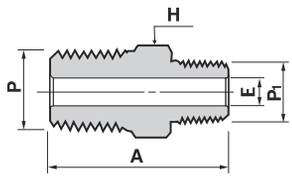



Part Number	P NPT Size	P_1 Reduced NPT Size	A	E	H Hex
P-SHRN-4-2N	1/4	1/8	30.7	4.8	14.2
P-SHRN-6-2N	3/8	1/8	32.0	4.8	17.4
P-SHRN-6-4N	3/8	1/4	36.1	7.1	17.4
P-SHRN-8-2N	1/2	1/8	37.2	4.8	22.2
P-SHRN-8-4N	1/2	1/4	41.7	7.1	22.2
P-SHRN-8-6N	1/2	3/8	41.7	9.6	22.2
P-SHRN-12-4N	3/4	1/4	41.7	7.1	26.9
P-SHRN-12-8N	3/4	1/2	46.7	11.9	26.9
P-SHRN-16-4N	1	1/4	49.3	7.1	34.9
P-SHRN-16-8N	1	1/2	54.1	11.9	34.9
		10,000psig			
P-SHRN-8-4N-10K	1/2	1/4	41.9	5.8	22.2

Hex Nipple
(Male NPT to ISO tapered)

P-SHN

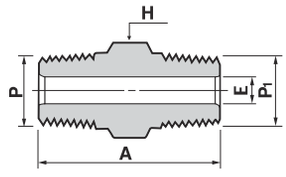



Part Number	P NPT Size	P_1 PT Size	A	E	H Hex
P-SHN-2NR	1/8	1/8	24.6	4.8	11.1
P-SHN-4NR	1/4	1/4	35.3	7.1	14.2
P-SHN-6NR	3/8	3/8	36.1	9.6	17.4
P-SHN-8NR	1/2	1/2	46.7	11.9	22.2
P-SHN-12NR	3/4	3/4	46.7	15.7	26.9
P-SHN-16NR	1	1	58.7	22.4	34.9

Hex Nipple
(Male NPT to male parallel)

P-SHN

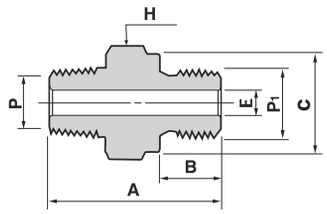



Part Number	P NPT Size	P1 PF Size	A	B	C	E	H Hex
P-SHN-2NG	1/8	1/8	27.4	7.1	13.7	4.1	14.2
P-SHN-4NG	1/4	1/4	36.8	11.2	17.8	5.8	19.05
P-SHN-6NG	3/8	3/8	37.6	11.2	21.8	7.9	22.2
P-SHN-8NG	1/2	1/2	45.0	14.2	26.1	11.9	26.9
P-SHN-12NG	3/4	3/4	49.0	15.7	31.5	15.7	33.3
P-SHN-16NG	1	1	56.9	18.3	38.9	19.8	41

Hex Long Nipple
(Male NPT both ends)

P-SHLN

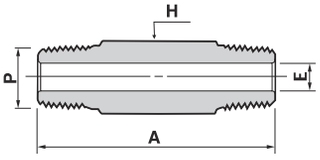



Part Number	P NPT Size	A	E	H Hex
P-SHLN-2N	1/8	★	4.8	11.1
P-SHLN-4N	1/4	★	7.1	14.2
P-SHLN-6N	3/8	★	9.7	17.4
P-SHLN-8N	1/2	★	11.9	22.2
P-SHLN-12N	3/4	★	15.7	26.9
P-SHLN-16N	1	★	22.4	34.9

★: Configure to order

Adapter
(Male NPT to female NPT)

P-MFAA

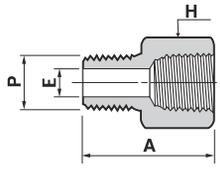



Part Number	P NPT Size	A	E	H Hex
P-MFAA-2N	1/8	27.4	4.8	14.2
P-MFAA-4N	1/4	35.6	7.1	19.05
P-MFAA-6N	3/8	37.8	9.6	22.2
P-MFAA-8N	1/2	49.0	11.9	26.9
P-MFAA-12N	3/4	50.3	15.7	33.3
P-MFAA-16N	1	58.0	22.4	41.2
		10,000psig		
P-MFAA-4N-10K	1/4	36.3	5.8	25.4
P-MFAA-8N-10K	1/2	51.3	9.9	38.1

Reducing Adapter
(Male NPT to reduced female NPT)

P-MFRA

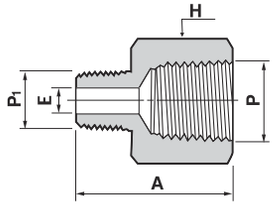



Part Number	P1 Male NPT Size	P Female NPT Size	A	E	H Hex
P-MFRA-2-4N	1/8	1/4	31.5	4.8	19.05
P-MFRA-2-6N	1/8	3/8	33.5	4.8	22.2
P-MFRA-4-6N	1/4	3/8	37.8	7.1	22.2
P-MFRA-2-8N	1/8	1/2	40.0	4.8	26.9
P-MFRA-4-8N	1/4	1/2	44.5	7.1	26.9
P-MFRA-6-8N	3/8	1/2	44.5	9.6	26.9
P-MFRA-4-12N	1/4	3/4	45.7	7.1	33.3
P-MFRA-6-12N	3/8	3/4	45.7	9.6	33.3
P-MFRA-8-12N	1/2	3/4	51.1	11.9	33.3
P-MFRA-4-16N	1/4	1	50.8	7.1	41.2
P-MFRA-8-16N	1/2	1	54.9	11.9	41.2
P-MFRA-12-16N	3/4	1	55.1	15.7	41.2
		10,000psig			
P-MFRA-8-4N-10K	1/2	1/4	46.0	5.8	38.1

Adapter
(Male ISO tapered to female NPT)

P-MFAA

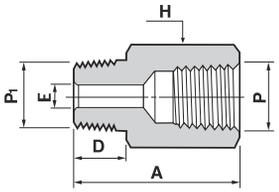



Part Number	P_1 PT Size	P NPT Size	A	D	E	H Hex
P-MFAA-2RN	1/8	1/8	27.4	9.7	4.8	14.2
P-MFAA-4RN	1/4	1/4	35.8	14.2	7.1	19.05
P-MFAA-6RN	3/8	3/8	37.6	14.2	9.7	22.2
P-MFAA-8RN	1/2	1/2	49.0	19.1	11.9	26.9
P-MFAA-12RN	3/4	3/4	50.3	19.1	15.7	33.3
P-MFAA-16RN	1	1	58.0	23.9	22.4	41.2

Adapter
(Male ISO paralled to female NPT)

P-MFAB

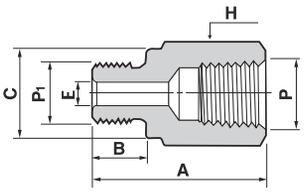



Part Number	P_1 PF Size	P NPT Size	A	B	C	E	H Hex
P-MFAB-2GN	1/8	1/8	24.9	7.1	13.7	4.1	14.2
P-MFAB-4GN	1/4	1/4	33.3	11.2	17.8	5.8	19.05
P-MFAB-6GN	3/8	3/8	37.8	11.2	21.8	7.9	22.2
P-MFAB-8GN	1/2	1/2	43.9	14.2	26.1	11.9	26.9
P-MFAB-12GN	3/4	3/4	50.8	15.7	31.5	15.7	33.3
P-MFAB-16GN	1	1	53.1	18.3	38.9	19.8	41.2

Reducing Hex Bushing
(Male NPT to reduced female NPT)

P-SHB

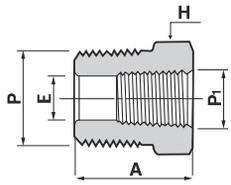



Part Number	P Male NPT Size	P_1 Female NPT Size	A	E	H Hex	Pressure Rasting (psig)		
						316SS	Brass	Carbon Steel
P-SHB-4-2N	1/4	1/8	26.7	7.1	14.2	6,500	3,300	6,500
P-SHB-6-2N	3/8	1/8	21.8	8.5	17.4	9,200	4,700	9,200
P-SHB-6-4N	3/8	1/4	30.0	9.6	19.05	6,600	3,300	6,600
P-SHB-8-2N	1/2	1/8	27.4	8.5	22.2	12,200	6,200	12,200
P-SHB-8-4N	1/2	1/4	27.4	11.0	22.2	8,300	4,400	8,300
P-SHB-8-6N	1/2	3/8	35.6	11.9	22.2	5,300	2,600	5,300
P-SHB-12-4N	3/4	1/4	27.4	11.0	26.9	12,000	6,000	12,000
P-SHB-12-6N	3/4	3/8	27.4	15.0	26.9	8,200	4,300	8,200
P-SHB-12-8N	3/4	1/2	41.4	15.7	26.9	4,900	2,400	4,900
P-SHB-16-4N	1	1/4	34.8	11.0	34.9	14,500	7,400	14,500
P-SHB-16-8N	1	1/2	34.8	18.5	34.9	8,600	4,300	8,600
P-SHB-16-12N	1	3/4	34.8	22.4	34.9	5,300	2,600	5,300

Pipe Cap
(Female NPT)

P-SC

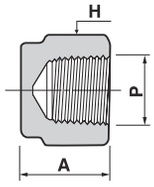



Part Number	P NPT Size	A	H Hex
P-SC-2N	1/8	19.1	14.2
P-SC-4N	1/4	22.9	19.05
P-SC-6N	3/8	26.2	22.2
P-SC-8N	1/2	34.0	26.9
P-SC-12N	3/4	36.6	33.3
P-SC-16N	1	41.1	41.2
10,000psig			
P-SC-4N-10K	1/4	28.2	25.4
P-SC-8N-10K	1/2	40.1	38.1

Pipe Plug
(Male NPT)

P-SP

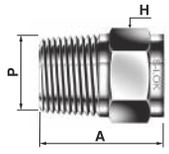



Part Number	P NPT Size	A	H Hex
P-SP-2N	1/8	19.05	11.1
P-SP-4N	1/4	24.1	14.2
P-SP-6N	3/8	25.0	17.4
P-SP-8N	1/2	30.5	22.2
P-SP-12N	3/4	30.5	26.9
P-SP -16N	1	38.1	34.9

Hex Coupling
(Female NPT both ends)

P-SHC

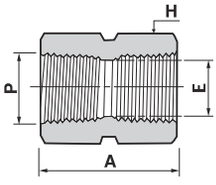



Part Number	P NPT Size	A	E	H Wrench Flat
P-SHC-2N	1/8	20.3	8.5	14.2
P-SHC-4N	1/4	30.0	11.0	19.05
P-SHC-6N	3/8	33.0	14.4	22.2
P-SHC-8N	1/2	39.4	17.8	26.9
P-SHC-12N	3/4	41.0	23.0	33.3
P-SHC-16N	1	50.5	29.0	41.2
10,000psig				
P-SHC-4N-10K	1/4	30.2	11.4	25.4
P-SHC-8N-10K	1/2	39.6	18.5	38.1

Hex Reducing Coupling
(Female NPT to reduced female NPT)

P-SHRC

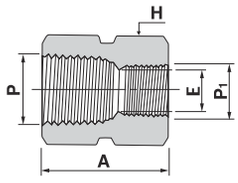



Part Number	P NPT Size	P_1 Reduced NPT Size	A	E	H Hex
P-SHRC-4-2N	1/4	1/8	31.2	8.5	19.05
P-SHRC-6-4N	3/8	1/4	34.8	11.0	22.2
P-SHRC-8-2N	1/2	1/8	39.4	8.5	26.9
P-SHRC-8-4N	1/2	1/4	44.2	11.0	26.9
P-SHRC-8-6N	1/2	3/8	45.0	14.5	26.9
P-SHRC-12-4N	3/4	1/4	45.7	11.0	33.3
P-SHRC-12-8N	3/4	1/2	52.0	17.8	33.3
P-SHRC-16-4N	1	1/4	50.8	11.0	41.2
P-SHRC-16-8N	1	1/2	55.4	17.8	41.2
P-SHRC-16-12N	1	3/4	57.0	23.0	41.2
10,000psig					
P-SHRC-8-4N-10K	1/2	1/4	46.0	5.8	38.1

Elbow
(Female NPT both ends)

P-SL

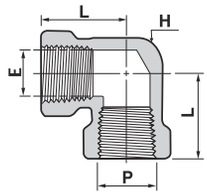



Part Number	P NPT Size	L	E	H Wrench Flat
P-SL-2N	1/8	24.1	8.5	12.7
P-SL-4N	1/4	29.0	11.0	17.5
P-SL-6N	3/8	34.5	14.4	20.6
P-SL-8N	1/2	37.0	17.8	25.4
P-SL-12N	3/4	46.5	23.0	31.8
P-SL-16N	1	48.8	29.0	42.9
		10,000psig		
P-SL-4N-10K	1/4	39.6	11.4	25.4
P-SL-8N-10K	1/2	50.0	18.5	42.9

Street Elbow
(Female to male NPT)

P-SSL

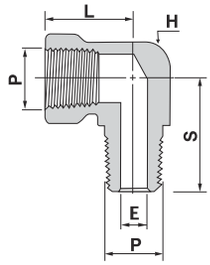



Part Number	P NPT Size	L	S	E	H Wrench Flat
P-SSL-2N	1/8	24.1	19.6	4.8	12.7
P-SSL-4N	1/4	29.0	26.5	7.1	17.5
P-SSL-6N	3/8	34.5	28.2	9.6	20.6
P-SSL-8N	1/2	37.0	35.3	11.9	25.4
P-SSL-12N	3/4	46.5	39.6	15.7	31.8
P-SSL-16N	1	48.8	49.2	22.3	42.9

Reducing Street Elbow
(Female to male NPT)

P-SRSL

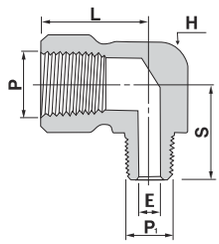



Part Number	P Female NPT Size	P_1 Male NPT Size	L	S	E	H Wrench Flat
P-SRSL-4-2N	1/4	1/8	29.0	22.4	4.8	17.5
P-SRSL-6-4N	3/8	1/4	34.5	28.2	7.1	20.6
P-SRSL-8-4N	1/2	1/4	37.0	30.5	7.1	25.4
P-SRSL-8-6N	1/2	3/8	37.0	30.5	9.6	25.4
P-SRSL-12-8N	3/4	1/2	46.5	39.6	11.9	31.8
P-SRSL-16-8N	1	1/2	48.8	44.5	11.9	42.9

Male Elbow
(Male NPT both ends)

P-SML

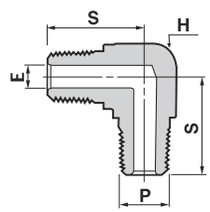



Part Number	P NPT Size	L	E	H Wrench Flat
P-SML-2N	1/8	19.05	4.8	12.7
P-SML-4N	1/4	24.5	7.1	12.7
P-SML-6N	3/8	26.9	9.6	17.5
P-SML-8N	1/2	33.2	11.9	20.6
P-SML-12N	3/4	35.3	15.7	25.4
P-SML-16N	1	44.5	22.4	31.8

Tee
(Female NPT)

P-ST

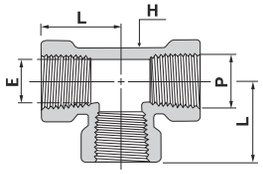



Part Number	P NPT Size	L	E	H Wrench Flat
P-ST-2N	1/8	24.1	8.5	12.7
P-ST-4N	1/4	29.0	11.0	17.5
P-ST-6N	3/8	34.5	14.4	20.6
P-ST-8N	1/2	37.0	17.8	25.4
P-ST-12N	3/4	46.5	23.0	31.8
P-ST-16N	1	48.8	29.0	42.9
		10,000psig		
P-ST-4N-10K	1/4	39.6	11.4	25.4
P-ST-8N-10K	1/2	50.0	18.5	42.9

Run Tee
(Female to male to Female NPT)

P-SRT

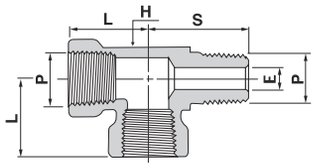



Part Number	P NPT Size	L	S	E	H Wrench Flat
P-SRT-2N	1/8	24.1	19.6	4.8	12.7
P-SRT-4N	1/4	29.0	26.5	7.1	17.5
P-SRT-6N	3/8	34.5	28.2	9.6	20.6
P-SRT-8N	1/2	37.0	35.3	11.9	25.4
P-SRT-12N	3/4	46.5	39.6	15.7	31.8
P-SRT-16N	1	48.8	49.2	22.4	42.9

Branch Tee
(Female to male to male NPT)

P-SBT

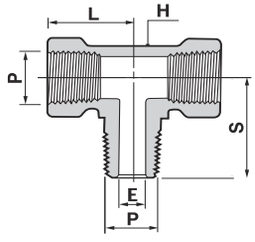



Part Number	P NPT Size	L	S	E	H Wrench Flat
P-SBT-2N	1/8	24.1	19.6	4.8	12.7
P-SBT-4N	1/4	29.0	26.5	7.1	17.5
P-SBT-6N	3/8	34.5	28.2	9.6	20.6
P-SBT-8N	1/2	37.0	35.3	11.9	25.4
P-SBT-12N	3/4	46.5	39.6	15.7	31.8
P-SBT-16N	1	48.8	49.2	22.4	42.9

Male Tee
(Male NPT)

P-SMT

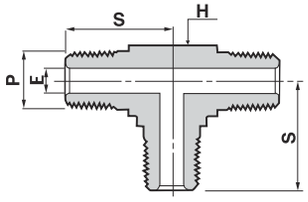



Part Number	P NPT Size	S	E	H Wrench Flat
P-SMT-2N	1/8	19.05	4.8	12.7
P-SMT-4N	1/4	24.5	7.1	12.7
P-SMT-6N	3/8	26.9	9.6	17.5
P-SMT-8N	1/2	33.2	11.9	20.6
P-SMT-12N	3/4	35.3	15.7	25.4
P-SMT-16N	1	44.5	22.4	31.8

Cross
(Female NPT)

P-SX

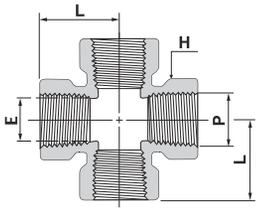



Part Number	P NPT Size	L	E	H Wrench Flat
P-SX-2N	1/8	24.1	8.5	12.7
P-SX-4N	1/4	29.0	11.0	17.5
P-SX-6N	3/8	34.5	14.4	20.6
P-SX-8N	1/2	37.0	17.8	25.4
P-SX-12N	3/4	46.5	23.0	31.8
P-SX-16N	1	48.8	29.0	42.9
		10,000psig		
P-SX-4N-10K	1/4	39.6	11.4	25.4
P-SX-8N-10K	1/2	49.5	17.8	42.9

Union Ball Joint
(Female NPT both ends)

P-SUJ

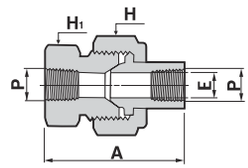



Part Number	P NPT Size	A	E	H Hex	H1 Hex
P-SUJ-F-2N	1/8	45.7	6.9	28.6	23.8
P-SUJ-F-4N	1/4	59.4	9.1	34.9	30.2
P-SUJ-F-6N	3/8	63.5	13.2	38.1	33.3
P-SUJ-F-8N	1/2	68.6	15.7	44.5	41.3
P-SUJ-F-12N	3/4	79.2	22.4	50.8	47.6
P-SUJ-F-16N	1	90.4	26.2	63.5	60.3

ISO Parallel Gasket

SGC

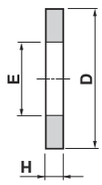



Part Number	PF Size	E	H	D
SGC-2	1/8	9.9	1.0	15.0
SGC-4	1/4	13.2	1.5	19.1
SGC-6	3/8	16.8	1.5	23.1
SGC-8	1/2	21.1	1.5	26.9
SGC-12	3/4	26.7	2.0	33.0
SGC-16	1	33.3	2.0	40.1



Fusible Plug

Features

- Fusible plugs consist of 316 stainless steel body and eutectic alloy with a specific melting point.
- When fusible plug is exposed to a temperature above its melting point, the eutectic alloy melts and the pressure inside the fitting is released to atmosphere.
- Fusible plugs are used where heat can cause a fire or an explosive chemical reaction.
- Fusible plugs are mainly installed onto compression cylinders, oil, liquified gas and steam boilers.



Ordering Information and Dimension

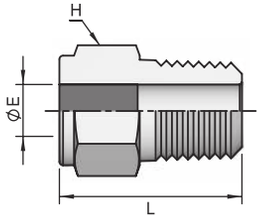

Basic Ordering Number	NPT Thread Size	Dimensions, mm (inch)		
		L	E	H
P-SFP-4N	1/4″	24.1 (0.95)	6.4 (0.25)	14.2 (9/16)
P-SFP-6N	3/8″	25.0 (0.98)	6.4 (0.25)	17.4 (11/16)
P-SFP-8N	1/2″	30.5 (1.20)	8.7 (0.34)	22.2 (7/8)

P-SFP — Fitting Model

4N — End Connection
- 4N : 1/4″ NPT
- 6N : 3/8″ NPT
- 8N : 1/2″ NPT

160 — Melting Point
- 160 : 160°F (71°C)
- 201 : 201°F (94°C)
- 255 : 255°F (124°C)
- 281 : 281°F (138°C)

S6 — Body Material
- S6 : SS 316

Snubber Fitting

Features

- Snubber fittings protect gauges and instruments from system pressure surge and shock.
- Snubber fitting consists of 316 stainless steel or brass body and sintered 316 stainless steel element.
- Pressure damping is accomplished through sintered 316 stainless steel element.



Ordering Information and Dimension

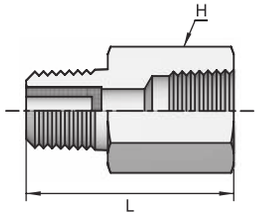

Basic Ordering Number	NPT Thread Size	Dimensions, mm (inch)		Working Pressure, psig (bar) @ 20°C (70°F)	
		L	H	SS 316	Brass
P-MFAA-4N	1/4″	35.6 (1.40)	19.05 (3/4)	4,400 (303)	2,200 (151)
P-MFAA-8N	1/2″	49.0 (1.93)	26.98 (1-1/16)	4,900 (337)	2,400 (165)

P-MFAA — Fitting Model

8N — End Connection
- 4N : 1/4″ NPT
- 8N : 1/2″ NPT

90 — Pore Size
- 05 : 0.5 ~ 2㎛
- 2 : 1 ~ 4㎛
- 7 : 5 ~ 10㎛
- 15 : 11 ~ 25㎛
- 60 : 50 ~ 75㎛
- 90 : 75 ~ 110㎛

S6 — Body Material
- S6 : SS 316
- BS : Brass

Vent Protector

Features

- S-LOK vent protectors, more commonly known as mud dauber fittings, protect open ends of instrument, tubing, outlet vent, and bleed-off lines.
- The mesh wire screen prevents foreign object, such as mud insects, from entering and clogging various systems and causing damage.
- Vent protectors are available in stainless steel and brass.
- Dimensions are for reference only and are subject to change without prior notice.



Materials of Construction

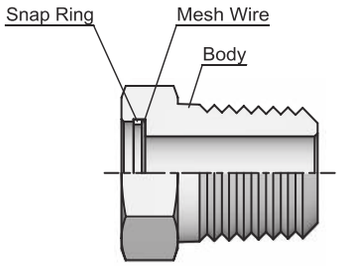

No	Parts Name	Material
1	Body	316 Stainless steel or Brass
2	Vent	316 Stainless steel
3	Snap Ring	Stainless steel

Dimensions

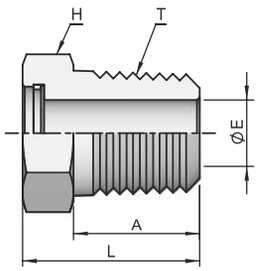

Basic Ordering Number	E	T (NPT)	A	L	H
P-SVP-4N	7.1	1/4	14	19.8	14.28
P-SVP-6N	10.4	3/8	15	20.6	17.46
P-SVP-8N	10.4	1/2	19	26.2	22.22

Ordering Information

- Selection the applicable options from designators listed.

P-SVP — **Fitting Series**
- P-SVP : Vent Protector

4N — **Pipe Thread Size**
- 4N : 1/4″ NDT
- 6N : 3/8″ NDT
- 8N : 1/2″ NDT

S6 — **Body Material**
- S6 : 316 Stainless Steel
- BS : Brass

Instrument Weld Fittings

Features

- S-LOK instrument weld fittings are designed in accordance with ASME B16.11 welding connections.
- All socket weld ports have a tapered shape at the end that hold tubing properly and consistent alignment.
- Pressure ratings for weld fittings are in accordance with ASME B31.3 and safety factor 4:1

Union

P-SWFC

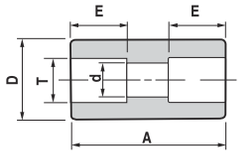



Part Number	T Tube O.D	d	D	E	A	Working Psig	Pressure bar
P-SWFC-4T	1/4	4.8	13.0	7.1	19.0	10,000	689
P-SWFC-6T	3/8	7.1	15.8	7.9	22.4	7,600	523
P-SWFC-8T	1/2	10.2	19.0	9.7	26.9	6,200	427
P-SWFC-10T	5/8	12.7	24.0	10.4	30.2	6,400	440
P-SWFC-12T	3/4	15.7	26.9	11.2	33.3	5,500	378
P-SWFC-16T	1	22.1	35.0	15.7	36.6	5,200	358

Union Elbow

P-SWLA

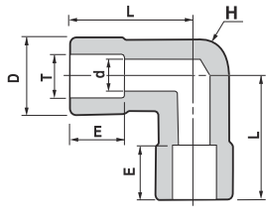



Part Number	T Tube O.D	d	D	E	H Wrench Flat	L	Working Psig	Pressure bar
P-SWLA-4T	1/4	4.6	13.4	7.1	12.7	21.8	11,300	778
P-SWLA-6T	3/8	7.1	15.8	7.9	12.7	24.5	8,400	578
P-SWLA-8T	1/2	10.2	20.6	9.7	17.5	29.0	7,800	537
P-SWLA-10T	5/8	12.7	23.8	10.4	20.6	34.5	6,700	461
P-SWLA-12T	3/4	15.7	28.6	11.2	25.4	37.0	6,700	461
P-SWLA-16T	1	22.1	35.0	15.7	31.8	46.5	6,100	420

Union Tee

P-SWTA

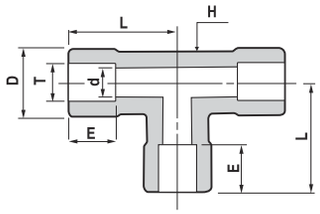



Part Number	T Tube O.D	d	D	E	H Wrench Flat	L	Working Psig	Pressure bar
P-SWTA-2T	1/8	2.3	13.4	2.5	12.7	15.0	11,800	813
P-SWTA-4T	1/4	4.6	13.4	7.1	12.7	21.8	11,300	778
P-SWTA-6T	3/8	7.1	15.8	7.9	12.7	24.5	8,400	578
P-SWTA-8T	1/2	10.2	20.6	9.7	17.4	29.0	7,800	537
P-SWTA-10T	5/8	12.7	23.8	10.4	20.6	34.5	6,700	461
P-SWTA-12T	3/4	15.7	28.6	11.2	25.4	37.0	6,700	461
P-SWTA-16T	1	22.1	36.12	15.7	36.12	46.5	6,100	420

Male Connector

P-SSA

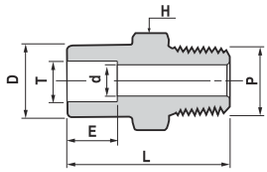



Part Number	T Tube O.D	P-NPT	d	D	E	H Hex	L	Working Psig	Pressure bar
P-SSA-4T-4N	1/4	1/4	4.6	12.2	7.1	14.2	29.2	7,500	516
P-SSA-6T-4N	3/8	1/4	7.1	15.3	7.9	15.8	31.8	7,500	516
P-SSA-6T-6N	3/8	3/8	7.1	15.3	7.9	17.4	31.8	7,300	502
P-SSA-6T-8N	3/8	1/2	7.1	15.3	7.9	22.2	37.3	7,200	496
P-SSA-8T-4N	1/2	1/4	7.1	18.5	9.7	19.05	33.3	6,200	427
P-SSA-8T-6N	1/2	3/8	9.4	18.5	9.7	19.05	33.3	6,200	427
P-SSA-8T-8N	1/2	1/2	10.2	18.5	9.7	22.2	38.9	6,200	427

Female Connector

P-SSB

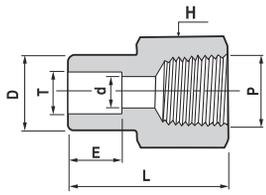



Part Number	T Tube O.D	P-NPT Female Pipe Size	d	D	E	H Hex	L	Working Psig	Pressure bar
P-SSB-2T-2N	1/8	1/8	2.3	7.4	2.5	14.2	21.1	6,100	420
P-SSB-4T-2N	1/4	1/8	4.6	12.2	7.1	14.2	26.7	6,100	420
P-SSB-4T-4N	1/4	1/4	4.6	12.2	7.1	19.05	30.0	6,200	427
P-SSB-6T-4N	3/8	1/4	7.1	15.3	7.9	19.05	31.5	6,200	427
P-SSB-8T-6N	1/2	3/8	10.2	18.5	9.7	22.2	34.5	5,000	344
P-SSB-8T-8N	1/2	1/2	10.2	18.5	9.7	26.9	40.4	4,600	316
P-SSB-10T-8N	5/8	1/2	12.7	23.4	10.4	26.9	41.9	4,600	316
P-SSB-12T-12N	3/4	3/4	15.7	26.7	11.2	33.3	43.9	4,300	296

Male Elbow

P-SMLSW

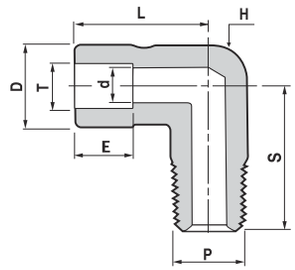



Part Number	T Tube O.D	P-NPT	d	D	E	H Wrench Flat	L	S	Working Psig	Pressure bar
P-SMLSW-4T-4N	1/4	1/4	4.6	15.8	7.1	12.7	20.1	24.5	7,500	516
P-SMLSW-6T-4N	3/8	1/4	7.1	15.8	7.9	12.7	24.1	24.5	7,500	516
P-SMLSW-6T-6N	3/8	3/8	7.1	20.6	7.9	17.5	24.6	29.0	7,300	502
P-SMLSW-6T-8N	3/8	1/2	7.1	23.8	7.9	20.6	25.9	34.5	7,200	496
P-SMLSW-8T-8N	1/2	1/2	10.2	23.8	9.7	20.6	27.4	34.5	6,200	427
P-SMLSW-12T-12N	3/4	3/4	15.7	28.6	11.2	25.4	37.0	37.0	6,700	461

Female Elbow

P-SFLSW

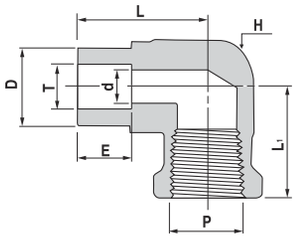



Part Number	T Tube O.D	P-NPT Female Pipe Size	d	D	E	H Wrench Flat	L	L_1	Working Psig	Pressure bar
P-SFLSW-4T-4N	1/4	1/4	4.6	12.2	7.1	17.5	22.9	29.7	6,200	427
P-SFLSW-6T-4N	3/8	1/4	7.1	15.3	7.9	17.5	25.1	29.7	7,000	482
P-SFLSW-6T-8N	3/8	1/2	7.1	15.3	7.9	25.4	28.7	37.0	5,400	372
P-SFLSW-8T-8N	1/2	1/2	10.2	18.5	9.7	25.4	30.2	38.0	5,400	372

Pipe Weld to Tube Socket Weld

P-SWRM

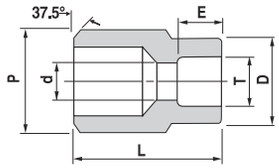



Part Number	P Pipe Size	T Tube Socket Size	d	D	E	L	Working Psig	Pressure bar
P-SWRM-4P-4T	1/4	1/4	4.6	13.7	7.1	22.4	9,600	661
P-SWRM-6P-6T	3/8	3/8	7.1	15.3	7.9	26.2	7,600	523
P-SWRM-6P-8T	3/8	1/2	10.2	18.5	9.7	27.9	6,200	427
P-SWRM-8P-4T	1/2	1/4	4.6	12.2	7.1	28.4	7,300	502
P-SWRM-8P-6T	1/2	3/8	7.1	15.3	7.9	28.4	7,300	502
P-SWRM-8P-8T	1/2	1/2	10.2	18.5	9.7	30.2	6,200	427
P-SWRM-12P-6T	3/4	3/8	7.1	15.3	7.9	38.1	6,200	427
P-SWRM-12P-8T	3/4	1/2	10.2	18.5	9.7	38.1	6,200	427

Tube Weld to Tube Socket Weld

P-SWRM

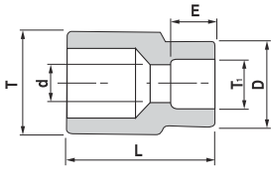



Part Number	T Tube O.D	T_1 Tube Socket Size	d	D	E	L	Working Psig	Pressure bar
P-SWRM-4T-2T	1/4	1/8	2.3	7.4	2.5	14.2	11,800	813
P-SWRM-6T-4T	3/8	1/4	4.6	12.2	7.1	19.1	7,700	530
P-SWRM-8T-4T	1/2	1/4	4.6	18.2	7.1	22.4	7,000	482
P-SWRM-8T-6T	1/2	3/8	8.1	15.7	7.9	22.4	7,000	482
P-SWRM-12T-8T	3/4	1/2	10.2	18.5	9.7	28.4	5,900	406
P-SWRM-16T-8T	1	1/2	10.2	18.5	9.7	35.1	5,000	344

S-LOK®